



Quick Start Guide

2-Port USB 3.0 ExpressCard

GEU302
PART NO. Q1137

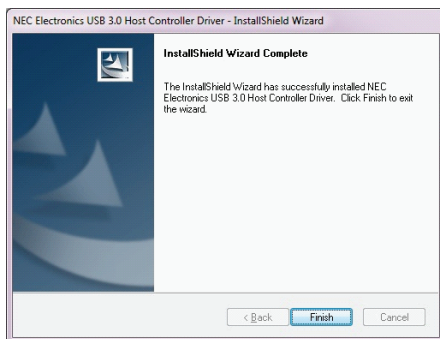
Software Installation

Start Here!

1. Insert the CD-ROM, double-click Setup.exe to start the software installation.



2. Follow the onscreen instructions to install the driver software.



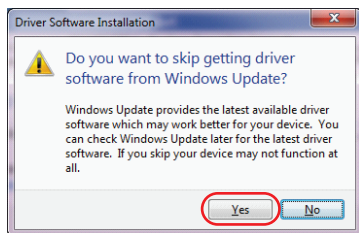
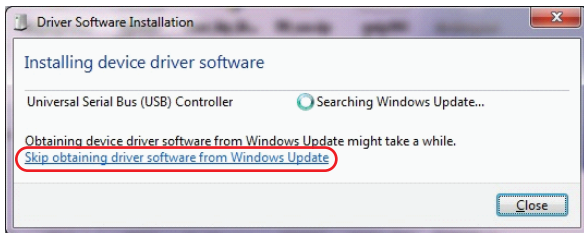
3. Restart your computer when installation is completed.

Hardware Installation

1. After your computer is restarted, insert the GEU302 into its ExpressCard™ slot (refer to your computer's manual for more instructions). Windows should load the driver you just installed automatically.



If your Windows system tries to obtain the driver from Windows Update, please click “Skip obtaining driver software from Windows Update”.



Package Contents

- 1 x USB 3.0 ExpressCard
- 1 x Power Adapter
- 1 x Quick Start Guide
- 1 x Installation CD
- 1 x Warranty / Registration Card

System Requirements

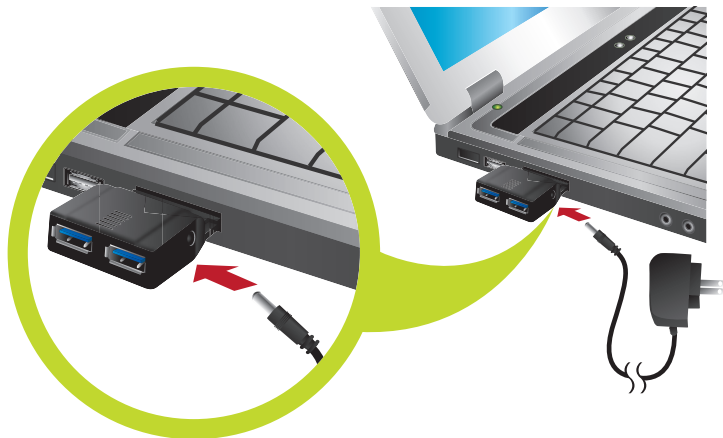
- Windows XP, Windows Vista, Windows 7
- Available ExpressCard Slot

Connect to USB Devices

When the dialog box indicates that the installation has finished, your computer is now ready for USB 3.0 SuperSpeed devices. This card also supports USB 2.0 or USB 1.1 devices.

If you choose to use the Power Adapter, plug it into an AC power source, and then connect it to the GEU302's power jack.

Note: The Power adapter is optional. When used, the GEU302 supplies up to 900mA to an attached USB device.



Federal Communications Commission (FCC) Statement

This product has been tested and found to comply with the limits for a Class B device, pursuant to part 15 of the FCC Rules. It is intended for use in residential setting, but may also be used in commercial or industrial setting.

CE Compliance

This device has been tested and found to comply with the following European Union directives: Electromagnetic Capability (89/336/EMC), Low Voltage (73/23/EEC) and R&TTED (1999/5/EC).

Warranty

WE'RE HERE TO HELP YOU!
NEED ASSISTANCE SETTING UP THIS PRODUCT?

Make sure you:

1. Use the live chat at www.iogear.com to try and solve any issues you may be having with the product
2. Visit the Tech Info Library/FAQ on www.iogear.com (under the Support tab)
3. Call the tech support line at 1(866) 946-4327 (U.S. only) or (949) 453-8782

Warranty Information

This product carries a 3 Year Limited Warranty. For the terms and conditions of this warranty, please go to <http://www.iogear.com/support/warranty> or call 1-866-946-4327

Register online at <http://www.iogear.com/register>

Important Product Information

Product Model _____

Serial Number _____

Contact

Toll Free 866-946-4327 (USA)

Phone: 949-453-8782

19641 Da Vinci

Foothill Ranch, CA 92610

www.iogear.com

support@iogear.com



About Us



FUN

IOGEAR offers connectivity solutions that are innovative, fun, and stylish, helping people enjoy daily life using our high technology products.



GREEN

IOGEAR is an environmentally conscious company that emphasizes the importance of conserving natural resources. The use of our technology solutions helps reduce electronic waste.