



# Quick Start Guide

Rechargeable Battery Pack  
for iPhone / iPod

GMP2000P  
PART NO. Q1346

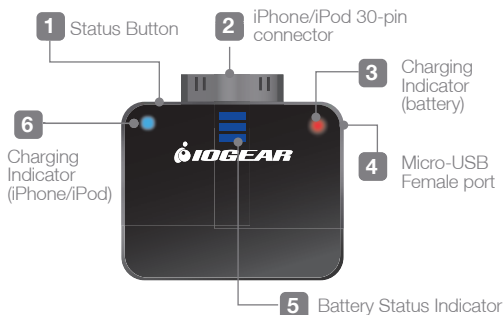
# Package Contents

**Start Here!**

- 1 x Rechargeable Battery Pack for iPhone/iPod
- 1 x USB-A to Micro-B Cable
- 1 x Quick Start Guide
- 1 x Registration / Warranty Card

If any of the items is missing or damaged. Please contact us immediately.

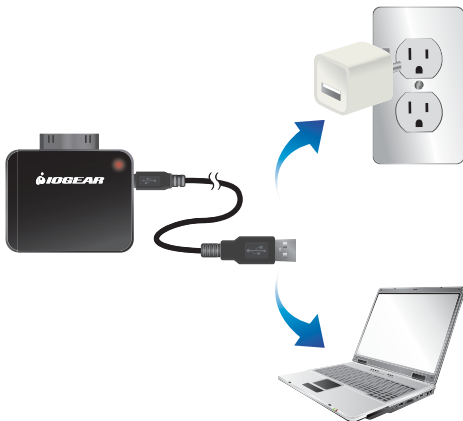
## Overview



# Charging Battery Pack

Connect the Battery Pack to a power source using the USB cable that came with your Battery Pack. The USB cable can be plugged into your computer or any “made for iPhone” wall-plug style power source with USB out.

The charging indicator will light up in “Red”. Once the Battery Pack is fully charged, the charging indicator will turn off.



# Charging iPod/iPhone

1. Press the status button to make sure the status indicator shows the Battery Pack is fully charged (3 blue indicators).



2. Make sure that the pin connector is securely inserted into the bottom of the iPhone/iPod. When iPhone/iPod Touch recognizes the Power Pack, a battery symbol will appear on the screen.

Charging indicator on the Battery Pack will turn on.



## Product Caring


1. Keep Battery Pack dry and away from moisture and corrosive materials.
2. Do not wash Battery Pack.
3. Re-charge Battery Pack once every three months when not in use

## Warning

**Do not damage the rechargeable battery. A damaged battery can cause an explosion or fire, and can result in personal injury and/or property damage. To prevent injury or damage:**

- Do not use or charge the battery if it appears to be damaged. Signs of damage include, but are not limited to, discoloration, warping, and leaking battery fluid.
- Do not expose the battery to fire, high temperature, or direct sunlight.
- Do not immerse the battery in water.
- Do not use or store the battery inside a vehicle during hot weather.
- Do not drop or puncture the battery.
- Do not open the battery or short-circuit its contacts.

**Use the battery only for its intended use and according to the instructions in the product documentation.**



**Avoid contact with the rechargeable battery if it appears to be leaking. Battery fluid is corrosive, and contact with it can result in personal injury and/or property damage. To prevent injury or damage:**

- If the battery leaks, avoid contact with the battery fluid.
- If battery fluid gets into your eyes, immediately rinse your eyes with clean water and seek medical attention. Do not rub your eyes!
- If battery fluid gets onto your skin or clothing, immediately use clean water to wash off the battery fluid.

**Charge and use the rechargeable battery only in strict accordance with the instructions.**

- Charging or using the battery in unauthorized equipment can cause an explosion or fire, and can result in personal injury and/or equipment damage. To prevent injury or damage:
- Do not charge or use the battery if it appears to be damaged or leaking.
- Discontinue charging a battery that gives off extreme heat or a burning odor.
- Use the battery only in the equipment that is specified to use it.

**Never dispose of batteries in the garbage. Disposal of batteries in the garbage is unlawful under state and federal environmental laws and regulations. Always take used batteries to your local battery-recycling center.**

## CE Compliance

This device has been tested and found to comply with the requirements set up in the council directive on the approximation of the law of member states relating to EMC Directive 2004/108/EC.

# Limited Warranty

**WE'RE HERE TO HELP YOU!**

**NEED ASSISTANCE SETTING UP THIS PRODUCT?**

Make sure you:

1. Use the live chat at [www.iogear.com](http://www.iogear.com) to try and solve any issues you may be having with the product
2. Visit the Tech Info Library/FAQ on [www.iogear.com](http://www.iogear.com) (under the Support tab)
3. Call the tech support line at 1-866-946-4327 (U.S. only) or 949-453-8782

## **Warranty Information**

This product carries a 1 Year Limited Warranty.

For the terms and conditions of this warranty, please go to <http://www.iogear.com/support/warranty> or call 1-866-946-4327

# Contact

Toll Free 866-946-4327 (USA)

Phone: 949-453-8782

19641 Da Vinci

Foothill Ranch, CA 92610

[www.iogear.com](http://www.iogear.com)

[support@iogear.com](mailto:support@iogear.com)





## About Us



### FUN

IOGEAR offers connectivity solutions that are innovative, fun, and stylish, helping people enjoy daily life using our high technology products.



### GREEN

IOGEAR is an environmentally conscious company that emphasizes the importance of conserving natural resources. The use of our technology solutions helps reduce electronic waste.