



Quick Start Guide

2/4-Port 4K HDMI Splitter

GHSP8422B / GHSP8424B
PART NO. Q1524

www.iogear.com

Package Contents

1

- 1x GHSP8422B/GHSP8424B 4K HDMI Splitter
- 1x HDMI Cable
- 1x Power Adapter
- 1x Quick Installation Guide
- 1x Warranty Card

System Requirements

- HDMI input from source
- HDMI output to display

Introduction

The GHSP8422B/GHSP8424B HDMI Splitter is the perfect solution for anyone who needs to send one source of digital high definition video to two displays at the same time. It supports all HDMI-enabled equipment, such as DVD players, satellite set-top boxes and all HDMI displays.

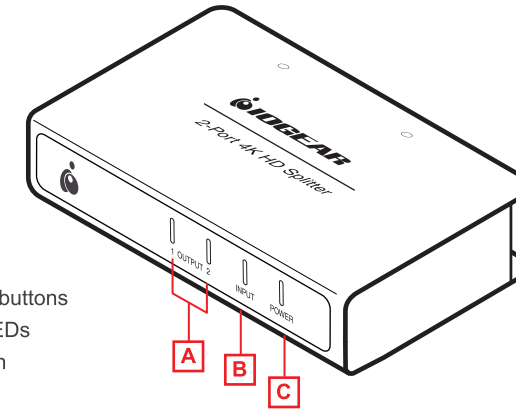
The GHSP8422B/GHSP8424B HDMI Splitter is HDCP (High Bandwidth Digital Content Protection) compliant, making it ideal for use with all HDMI displays in home theater applications, as well as in corporate, educational and commercial settings

Overview

2

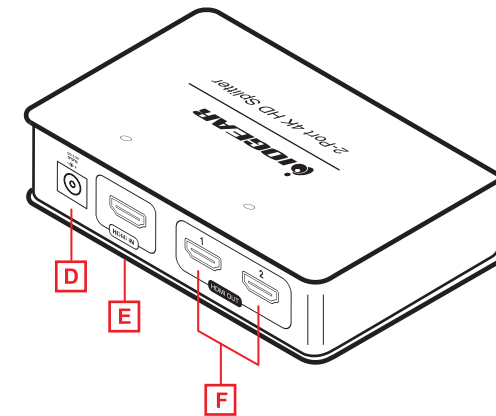
Front View

- A. Output Pushbuttons
- B. Input Port LEDs
- C. Power switch



Rear View

- D. Power Jack
- E. HDMI Input
- F. HDMI Outputs



Hardware Installation

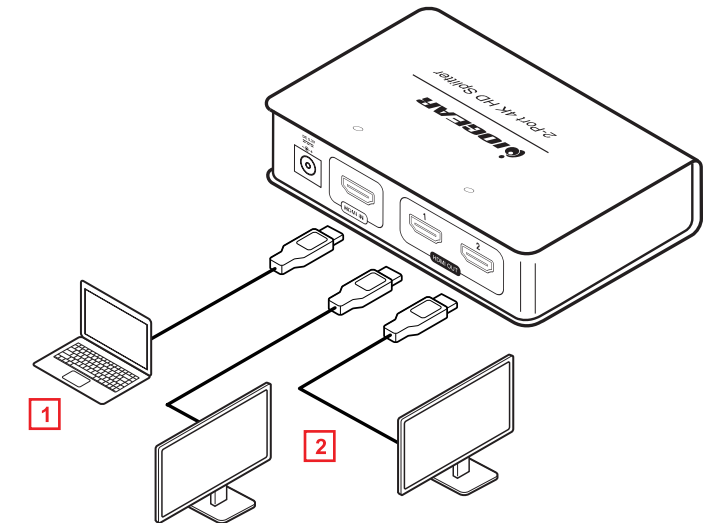
3

STEP 1

Use a Male-to-male Type A HDMI cable to connect your computer or HDMI source device to the GHSP8422B/GHSP8424B HDMI input port.

STEP 2

Use up to 2/4 Male-to-Male Type A HDMI cables to connect up to 2/4 HDMI display devices to the GHSP8422B/GHSP8424B output ports

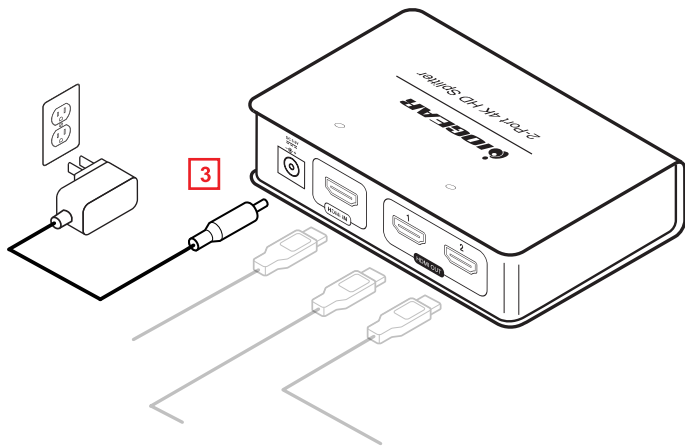


Hardware Installation

4

STEP 3

Plug the power adapter that is included in the kit into the AC power source and then plug the power adapter cable into the splitter's power jack



Note: The GHSP8422B/GHSP8424B will automatically detect the resolution of the monitor connected to port 1. If the resolution needs to be changed, simply adjust the settings from the HDMI source device from its configuration menu.

FAQ

5

1. What is the maximum distance supported for the GHSP8422B/GHSP8424B?

Source to GHSP8422B/GHSP8424B is 6 ft. and GHSP8422B/GHSP8424B to display is 50 ft.

2. Does the GHSP8422B/GHSP8424B supports cascading?

The GHSP8422B/GHSP8424B supports 1080P cascading up to 3 levels but not at 4K resolution.

3. Does the GHSP8422B/GHSP8424B support EDID?

The GHSP8422B/GHSP8424B passes EDID from port 1, if port 1 is not connected then the GHSP8422B/GHSP8424B will use a default mode for EDID which will work with most video sources

4. What is the maximum 3D resolution supported by GHSP8422B/GHSP8424B?

The GHSP8422B/GHSP8424B supports 1080P @ 120Hz

5. Does the GHSP8422B/GHSP8424B support HDMI 2.0?

The GHSP8422B/GHSP8424B does support HDMI 2.0

6. What HDCP version is the GHSP8422B/GHSP8424B in compliant to?

The GHSP8422B/GHSP8424B is HDCP1.4 compliant

Compliance Information

Federal Communications Commission Interference Statement

This equipment has been tested and found to comply with the limits for a Class B digital service, pursuant to Part 15 of the FCC rules. These limits are designed to provide reasonable protection against harmful interference in a residential installation. Any changes or modifications made to this equipment may void the user's authority to operate this equipment. This equipment generates, uses, and can radiate radio frequency energy. If not installed and used in accordance with the instructions, may cause harmful interference to radio communications. However, there is no guarantee that interference will not occur in a particular installation. If this equipment does cause harmful interference to radio or television reception, which can be determined by turning the equipment off and on, the user is encouraged to try to correct the interference by one or more of the following measures:

- Reorient or relocate the receiving antenna
- Increase the separation between the equipment and receiver
- Connect the equipment into an outlet on a circuit different from that to which the receiver is connected
- Consult the dealer or an experienced radio/TV technician for help

FCC Caution: Any changes or modifications not expressly approved by the party responsible for compliance could void the user's authority to operate this equipment.

Limited Warranty

This product carries a 3 Year Warranty. For the terms and conditions of this warranty, please go to <http://www.iogear.com/support/warranty>

Register online at <http://www.iogear.com/register>

Important Product Information

Product Model _____

Serial Number _____

Contact

WE'RE HERE TO HELP YOU!
NEED ASSISTANCE SETTING UP THIS PRODUCT?

Make sure you:

1. Visit www.iogear.com for more product information
2. Visit www.iogear.com/support for live help and product support

IOGEAR

iogear.custhelp.com
support@iogear.com
www.iogear.com